


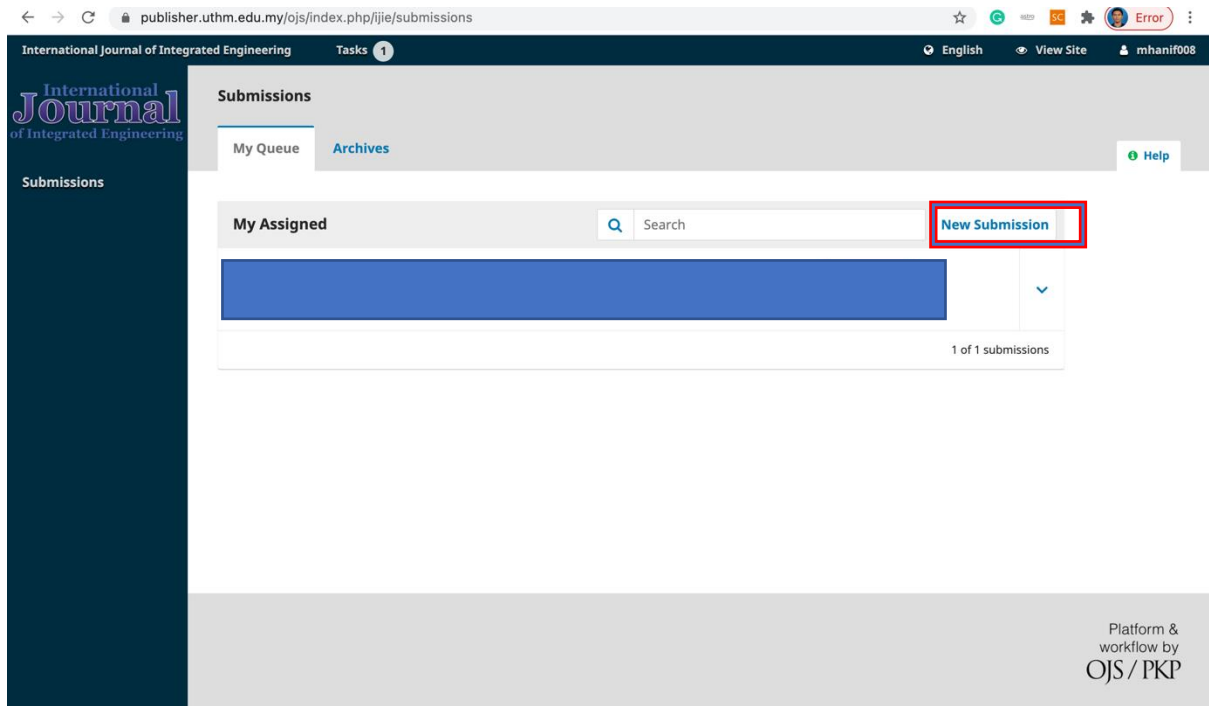
GUIDELINES FOR IJIE SUBMISSION

1. Register new account or login using your existing account at <https://publisher.uthm.edu.my/ojs/index.php/ijie/login>



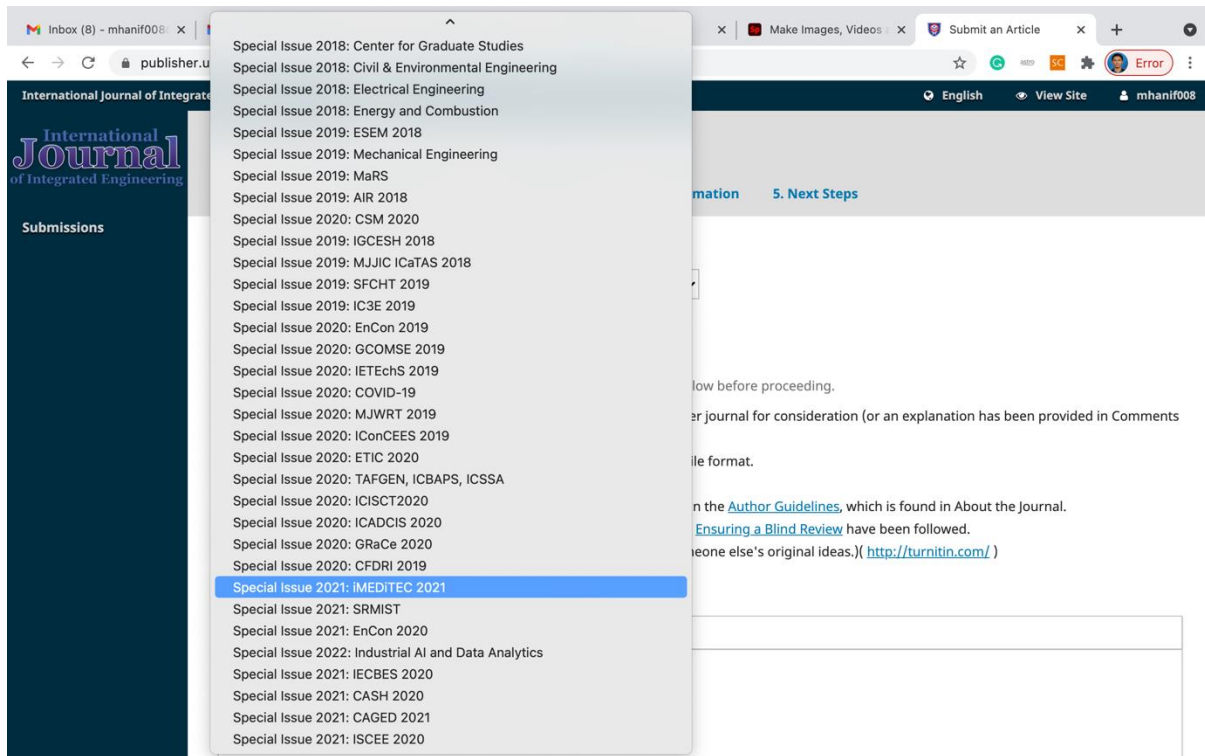
The screenshot shows the login page for the International Journal of Integrated Engineering (IJIE). The page features a header with the journal's title and logo, and a navigation menu with 'CURRENT', 'ARCHIVES', and 'ABOUT'. The main content area includes a login form with fields for 'Username' (containing 'mhanif008') and 'Password', a 'Forgot your password?' link, and a 'Keep me logged in' checkbox. A 'Login' button is present, along with a 'Register' link. On the right side, there is a 'MAKE A SUBMISSION' button and a list of links: 'Focus and Scope', 'Editorial Board', 'Guideline for Authors', 'Indexing and Abstracting', 'Publishing Ethics', 'Copyright and License', 'Open Access Policy', and 'Charge'. The footer includes the text 'Journals of'.

2. Click new submission



The screenshot shows the submission page for the International Journal of Integrated Engineering (IJIE). The page features a header with the journal's title and logo, and a navigation menu with 'English', 'View Site', and 'mhanif008'. The main content area includes a 'Submissions' section with tabs for 'My Queue' and 'Archives'. A 'New Submission' button is highlighted with a red box. Below the button, there is a search bar and a list of submissions. The footer includes the text 'Platform & workflow by OJS / PKP'.

3. Select iMEDiTEC2021 for the submission.



4. Insert all information about your manuscript.