




REGISTER CISCO ACADEMY & INSTALL PACKET TRACER


Short Course-TCP/IP Layers


 **Networking**
cisco Academy

Explore ▾

Q Search Catalog

Teach with us

 EN

 ?

Login

Skills for All with Cisco

Your window to a
world of opportunity.

20.5 million

Students since our start in 1997

29,700

Educators around the world

11,700

Organizations offering our courses

190

Countries where we serve learners

95%

Students obtained a job or new
educational opportunity

Cisco Networking Academy has been serving learners since 1997.

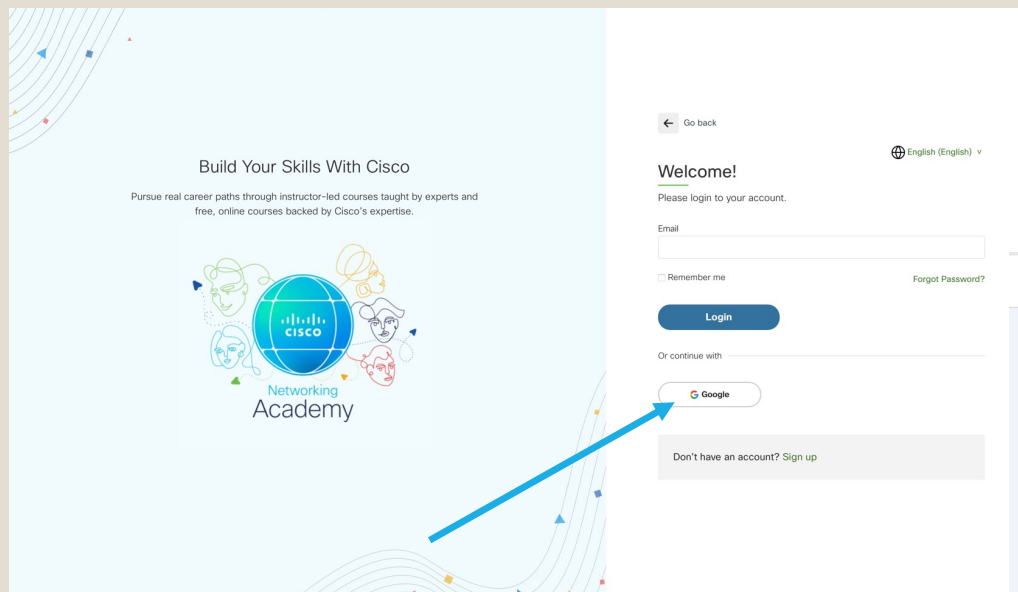
[Learn more](#)

SHSA2024

Register into Cisco Academy

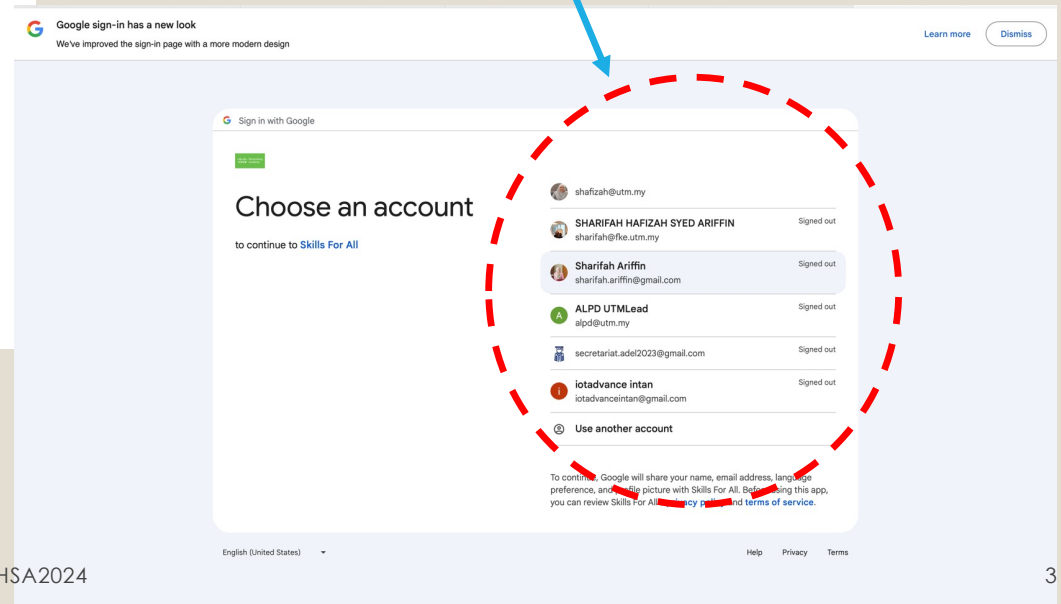
◦ <https://skillsforall.com>

Register



1. Click option using google SSO

2. Choose any google account you already have



Sign in with Google



Sign in to Skills For All

sharifah.ariffin@gmail.com

By continuing, Google will share your name, email address, language preference, and profile picture with Skills For All. See Skills For All's [Privacy Policy](#) and [Terms of Service](#).

You can manage Sign in with Google in your [Google Account](#).

Cancel

Continue

English (United States) ▾

[Help](#) [Privacy](#) [Terms](#)

Build Your Skills With Cisco

Pursue real career paths through instructor-led courses taught by experts and free, online courses backed by Cisco's expertise.



SHSA2024

[Go back](#)

English (English) ▾

Welcome!

Please login to your account.

Email

☐ Remember me

[Forgot Password?](#)

Login

Or continue with

Google

Don't have an account? [Sign up](#)

1.0 Install Cisco Packet Tracer

Scroll to begin ↓

<https://skillsforall.com/resources/lab-downloads>

1.0.3 Download Cisco Packet Tracer



To obtain and install your copy of Cisco Packet Tracer, please follow the instructions from the link below:

<https://skillsforall.com/resources/lab-downloads>

To obtain and install your copy of Cisco Packet Tracer, please follow these simple steps:

Step 1. Download the version of Packet Tracer you require.

[Packet Tracer 8.2.1 MacOS 64bit](#)

[Packet Tracer 8.2.1 Ubuntu 64bit](#)

[Packet Tracer 8.2.1 Windows 64bit](#)

Step 2. Launch the Packet Tracer install program.

Step 3. Launch Cisco Packet Tracer by selecting the appropriate icon.

Step 4. When prompted, click on Skills For All green button to authenticate.

Step 5. Cisco Packet Tracer will launch and you are ready to explore its features.

If you need more guidance, please follow the [Cisco Packet Tracer Download and Instal](#)

System Requirements:

Computer with either Windows (10, 11), MacOS (10.14 or newer) or Ubuntu (20.04, 22.04)
4 GB of free RAM, 1.4 GB of free disk space

